



2024 OPERATING BUDGET

Public Presentation
December 12, 2023



2024 Operating Budget

BUDGET PRIORITIES



Main budget priorities for 2024

- Ensure that the best services are offered to citizens, while maintaining a balance between their ability to pay and their satisfaction;
- Focus on areas of greatest citizen satisfaction;
- Maintain a balanced payroll in compliance with collective agreements and Town policies. The creation of new positions or the addition of staff must meet a clear need and/or have a positive impact on the services offered to citizens;
- Emphasize concrete measures to protect the environment;
- Take action to limit the impact of climate change in key areas of the town. For example, to counter the consequences of heavy rain, ice storms or high winds;
- Protect the urban forest canopy;
- Review the noise nuisance by-law;



Main budget priorities for 2024

- Ensure safe, accessible and free-flowing traffic throughout the town and around construction sites by deploying effective solutions in terms of physical intervention, road signage and communications;
- Implement recommendations resulting from traffic studies, particularly around schools;
- Optimize the fluidity and extension of the town's bicycle path network;
- Limit the tax burden on citizens by aiming for a municipal tax increase in 2024 based on economic inflation forecasts;
- Ensure sound, realistic and long-term financial management of the municipality;



2024 Operating Budget

REVENUES



2024 Operating Budget Summary – Revenues and allocations

	2023	2024	Variation \$	Variation %
Revenues	116.2 M\$	124.5 M\$	8.3 M\$	7.09 %
Use of accumulated surpluses	6.0 M\$	4.4 M\$	- 1.6 M\$	- 26.50 %
Use of financial reserves	2.0 M\$	1.3 M\$	- 0.7 M\$	- 34.96 %



2024 Operating Budget

Source of revenues

REVENUES	2023	2024	Variation
Property taxes	\$98,002,388	\$103,098,790	5.20 %
Water tarification	\$2,985,000	\$3,082,800	3.28 %
Compensation in lieu of taxes	\$700,202	\$742,210	6.00 %
Services to municipal organizations	\$39,500	\$38,500	-2.53 %
Others revenues from local sources	\$12,926,000	\$15,354,300	18.79 %
Government transfers	\$1,064,800	\$1,837,200	72.54 %
Other revenues : promoter contributions	\$500,000	\$300,000	-40.00 %
TOTAL	\$116,217,890	\$124,453,800	7.09 %



2024 Operating Budget Revenues increase & diversification

In order to adjust or diversify revenues, some rates have been revised upwards.

Here are the highlights:

- Water rates will rise from \$2.60/1000 gallons to \$2.70/1000 gallons;
- Network fees for water meters in residential areas will be increased by \$5;
- Rates for permits issued by the Urban Planning and Development Department have been revised upwards;
- Introduction of a new fee structure for requests for permits to occupy the public domain;



2024 Operating Budget Revenues increase & diversification

- Registration fees for most sports and recreation programs have been increased by between 5% and 10%;
- Budgeted revenues from the issuance of building permits are up, given the major projects scheduled for completion in the coming year;
- Budgeted interest income has been increased in view of higher interest rates;
- Revenues from real estate transfer taxes are down due to the slowdown in the real estate sector.



2024 Operating Budget

EXPENSES



2024 Operating Budget Summary - Expenses

2023	2024	Variation \$	Variation %
124.2 M\$	130.1 M\$	5.9 M\$	4.79 %

- 2.0 M\$ (2.89 %) increase in aliquot share to the Urban Agglomeration of Montreal;
- 3.9 M\$ (7.19 %) increase in local expenses
 - ✓ Increase in payroll;
 - ✓ Increase in costs related to external contracts, notably due to economic factors (inflation, interest rates);
 - ✓ Increase in debt servicing;
 - ✓ Introduction of environmental measures, notably for the disposal of excavated and contaminated soil;



2024 Operating Budget

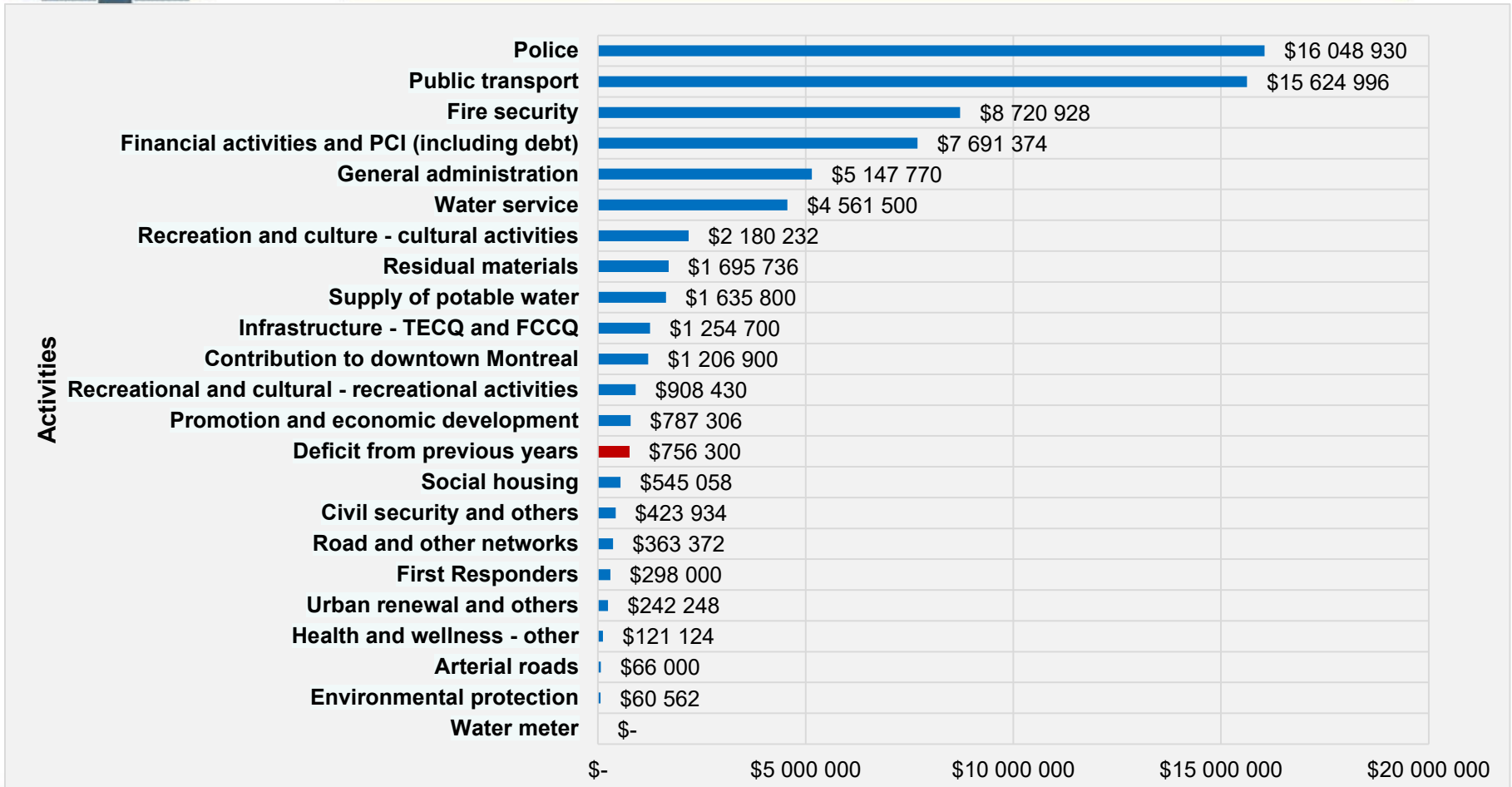
Détail des dépenses

Expenses	2023	2024	Variation
General administration	\$9,796,700	\$10,928,000	11.55 %
Public Security	\$3,512,000	\$4,039,700	15.03 %
Transport	\$9,906,440	\$10,301,460	3.99 %
Environment	\$4,981,276	\$5,733,665	15.10 %
Health and well being	\$359,900	\$431,500	19.89 %
Urban planning and Economic development	\$1,643,300	\$1,887,400	14.85 %
Recreation (including parks)	\$18,375,175	\$19,050,275	3.67 %
Financing costs	\$1,714,100	\$2,067,500	20.62 %
Capital debt reimbursement	\$4,111,000	\$4,108,000	-0.07 %
Administration – Recoverable expenses from promoters	\$500,000	\$300,000	-40.00 %
CMM Aliquot share	\$931,300	\$959,600	3.04 %
Montreal Agglomeration Aliquot share	\$67,177,000	\$69,135,000	2.91 %
Contribution to Ville de Montréal - Downtown	\$1,192,700	\$1,206,900	1.19 %
TOTAL	\$124,200,890	\$130,149,000	4.79 %



2024 Operating Budget

TMR's aliquot share of Urban Agglomeration of Montreal by activity





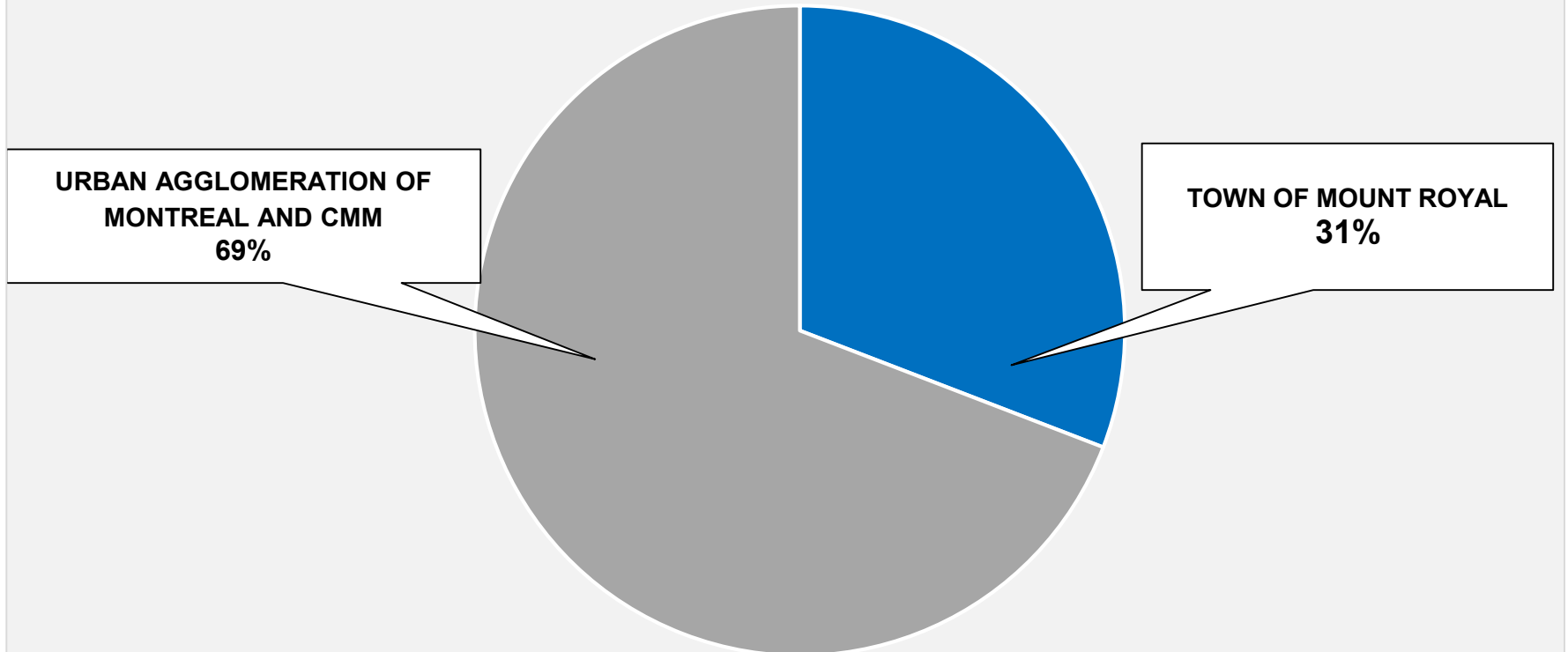
2024 Operating Budget

**PROPERTY TAX
TAX RATES 2024
WATER RATES 2024**



2024 Operating Budget Property tax account allocation 2024

YOUR PROPERTY TAX

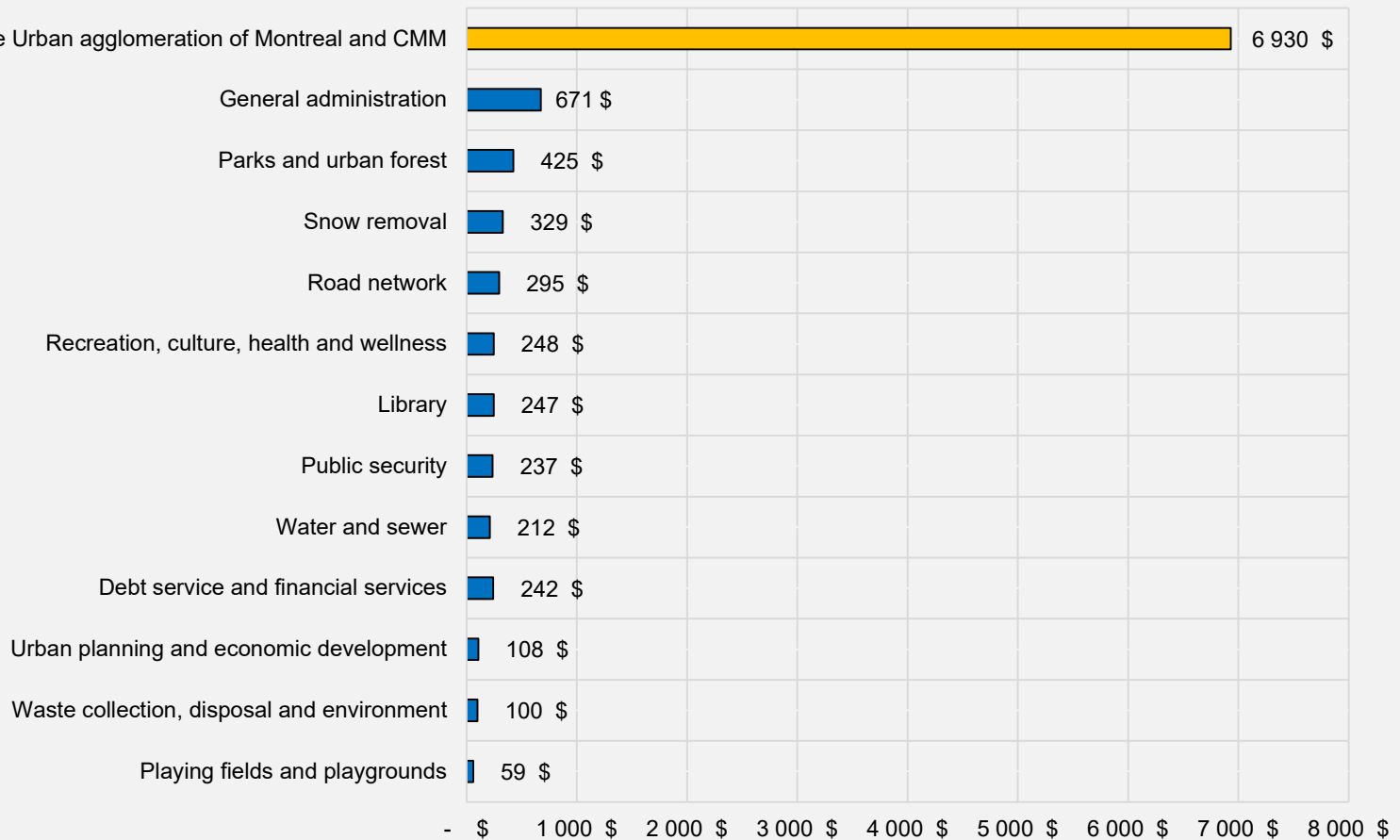




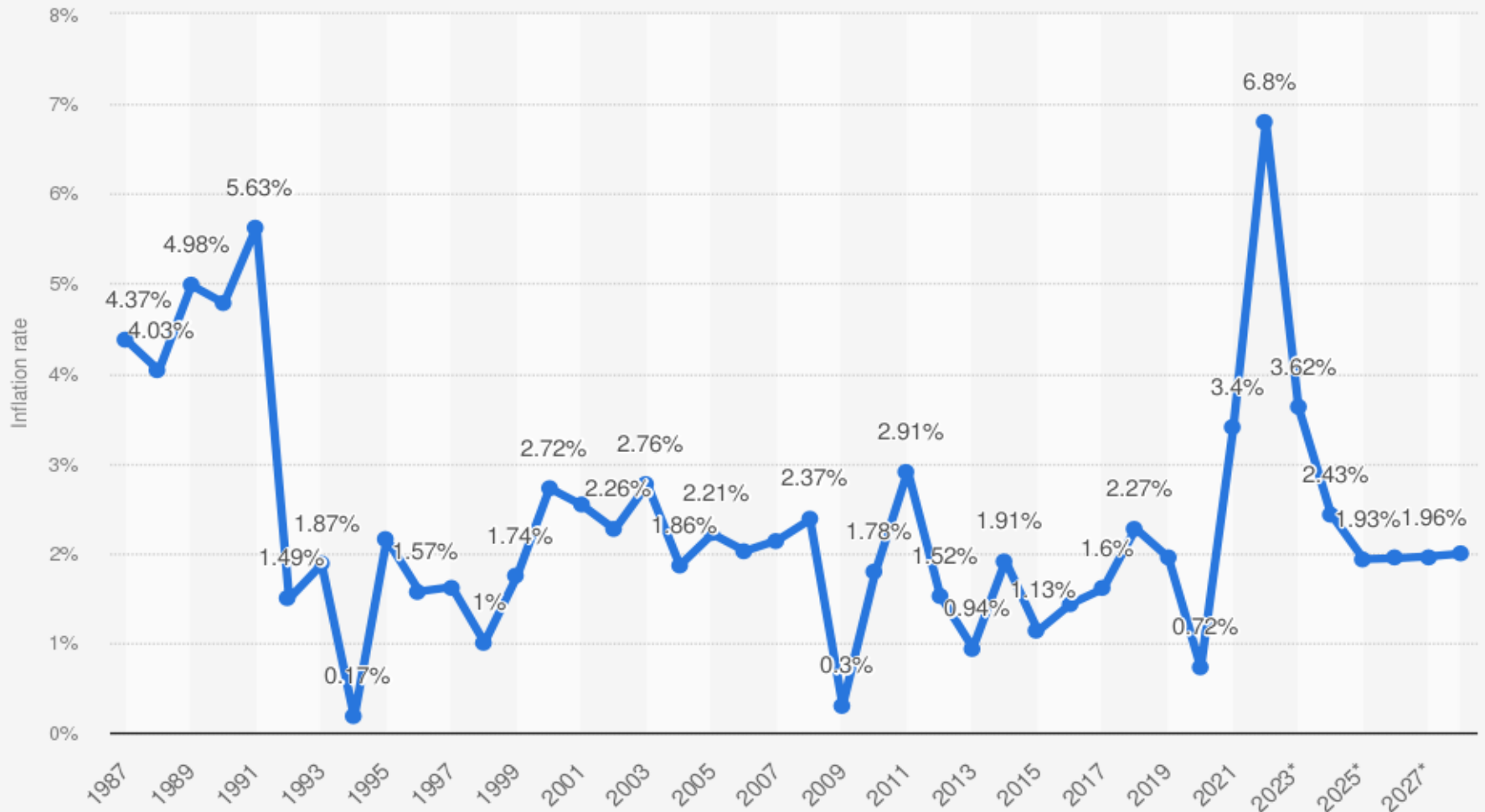
2024 Operating Budget

Property tax breakdown for an average single-family residence of \$1,941,400
Tax bill = \$10,103

Aliquot share of the Urban agglomeration of Montreal and CMM



Canada: Inflation rate from 1987 to 2028 (compared to the previous year)

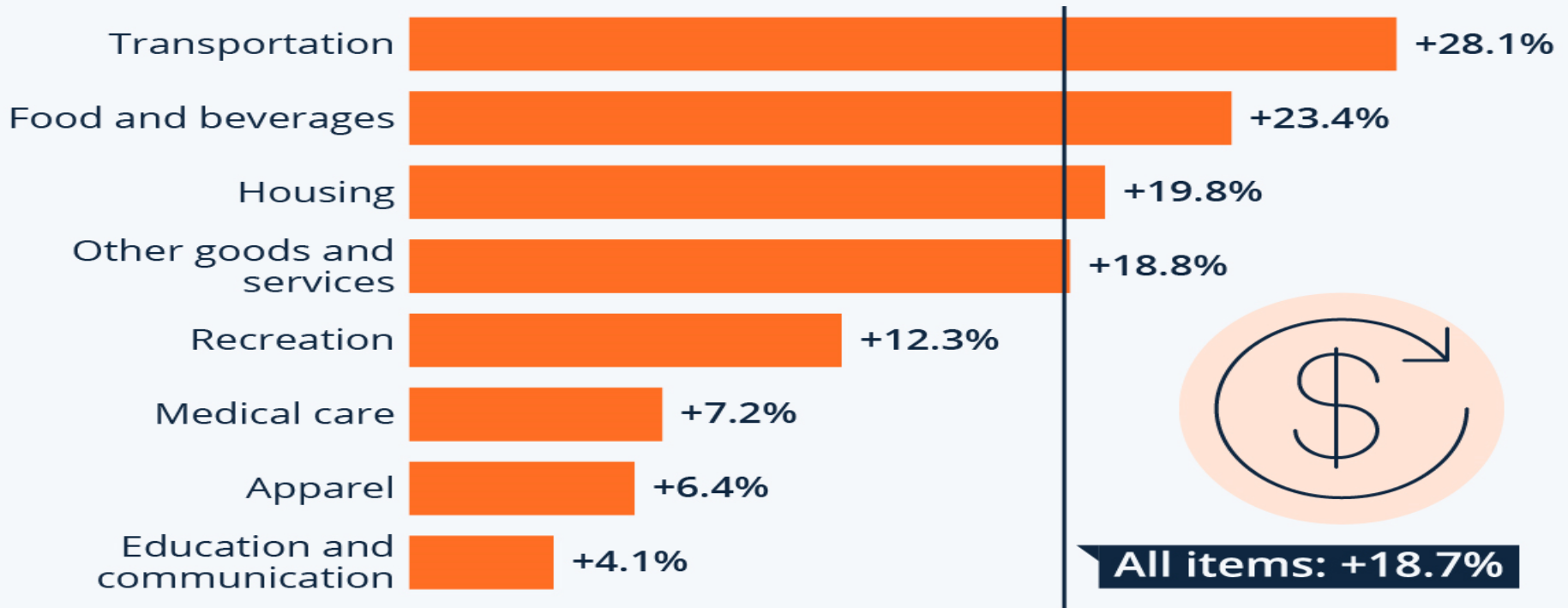


Source
IMF
© Statista 2023

Additional Information:
Canada; IMF; 1987 to 2022

How U.S. Consumer Prices Have Evolved Since February 2020

Change in the Consumer Price Index (CPI-U) between Feb. 2020 and Oct. 2023, by expenditure category



Source: U.S. Bureau of Labor Statistics





2024 Operating Budget

Tax rates per \$100 of assessment

Category of immovables	2023	2024
Residual	0.4912 \$	0.5204 \$
Immovables containing 6 or more dwelling units	0.6548 \$	0.6937 \$
Non residential immovables	2.5544 \$	2.7061 \$
Industrial immovables	2.8491 \$	3.0184 \$
Serviced vacant lots	0.9824 \$	1.0408 \$



2024 Operating Budget Example average single-family home

Property taxes average single-family home \$1,941,400

	2023	2024	Variation (\$)	Variation (%)
Property taxes	\$9,536	\$10,103	\$567	5.94 %



2024 Operating Budget Water rates

Water tariffs	2023	2024
Water rates :	\$2.60/1000 gallons	\$2.70/1000 gallons
System fees :		
Residential zones		
According to meter diameter		
1/2 or 5/8 inch	\$20	\$25
3/4 inch	\$30	\$35
1 inch	\$40	\$45
1 1/2 inches	\$50	\$55
2 inches	\$100	\$105



2024 Operating Budget Example Family of 4 persons

Water pricing Annual consumption of 80,000 gallons

Rates	2023	2024	Variation (\$)	Variation (%)
Water rates	\$208	\$216	\$8	3.85 %
System fees	\$20	\$25	\$5	25.00 %
Total	\$228	\$241	\$13	5.70 %



MERCI
THANK YOU